



TRAVELING WITH EPIC MOUNTAIN EXPRESS

Eagle County Airport (EGE)



ARRIVING AT EAGLE COUNTY REGIONAL AIRPORT (EGE)



Shared Shuttle Service

HOW TO CHECK-IN:

Epic Mountain Express (EME) will send guests a text message upon arrival to EGE. It is imperative to collect all guest phone numbers & flight details before travel, so EME can track all arrivals & communicate with guests in a timely manner.

Once guests have collected their luggage, they can check-in:

- remotely, via mobile phone
- in person, at the EME service counter

Check-in must be completed 15 minutes before the scheduled departure time of the EME shared shuttle van. If guests do not check-in at least 15 minutes before departure, shuttle drivers will not hold the van.

If guests are unable to receive text messages from EME, please first retrieve luggage and then proceed directly to the EME service counter. If guests arrive late, do not check-in on time, or are not at the pick-up location for shuttle departure, EME will schedule them on the next available shuttle. In this case, please visit the EME service counter or call 970-754-7433.

HOW TO NAVIGATE EAGLE COUNTY AIRPORT (EGE)

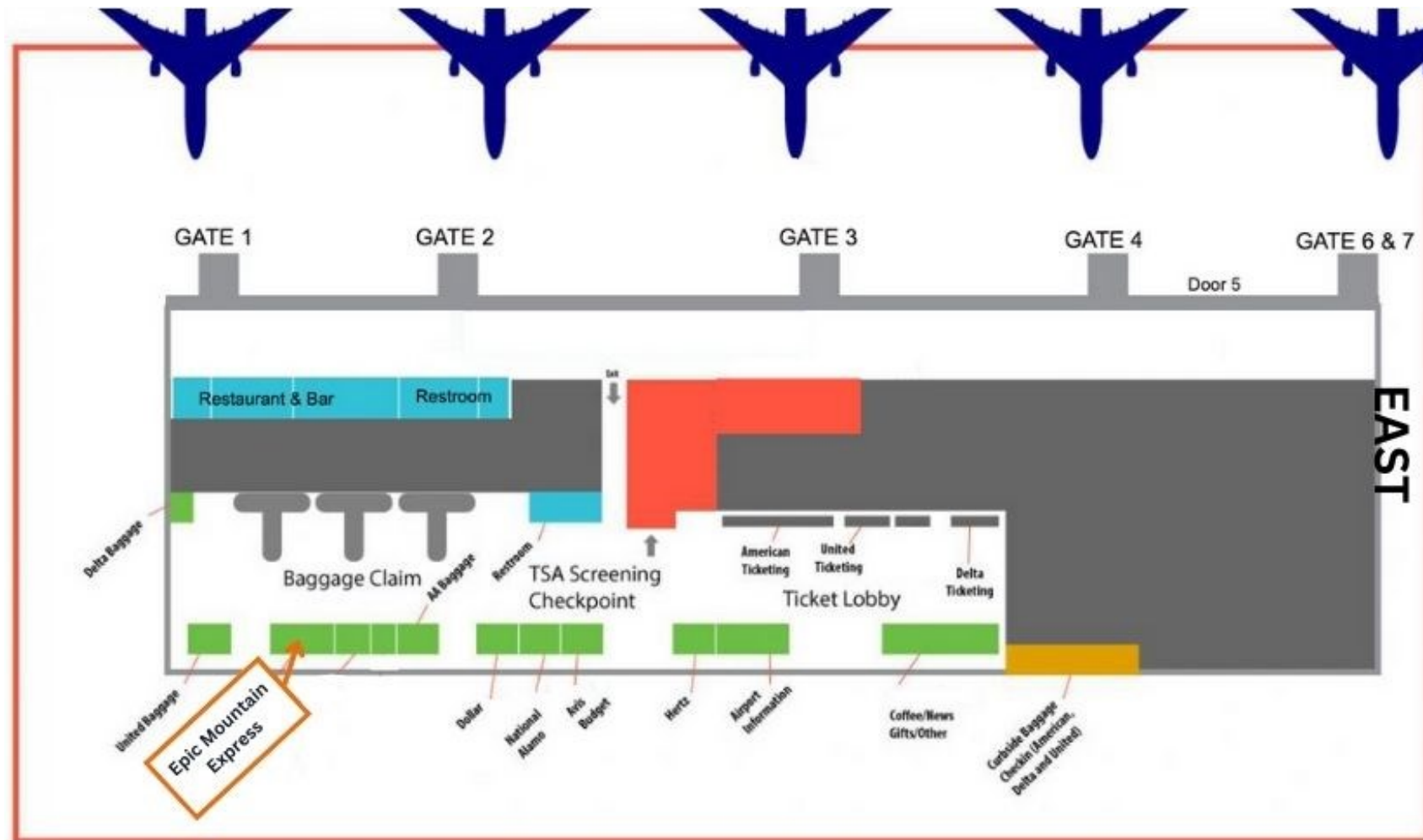


Shared Shuttle Service

After landing, guests will make their way to **baggage claim** to retrieve all luggage.

The EME service counter is located on the far west end of baggage claim.

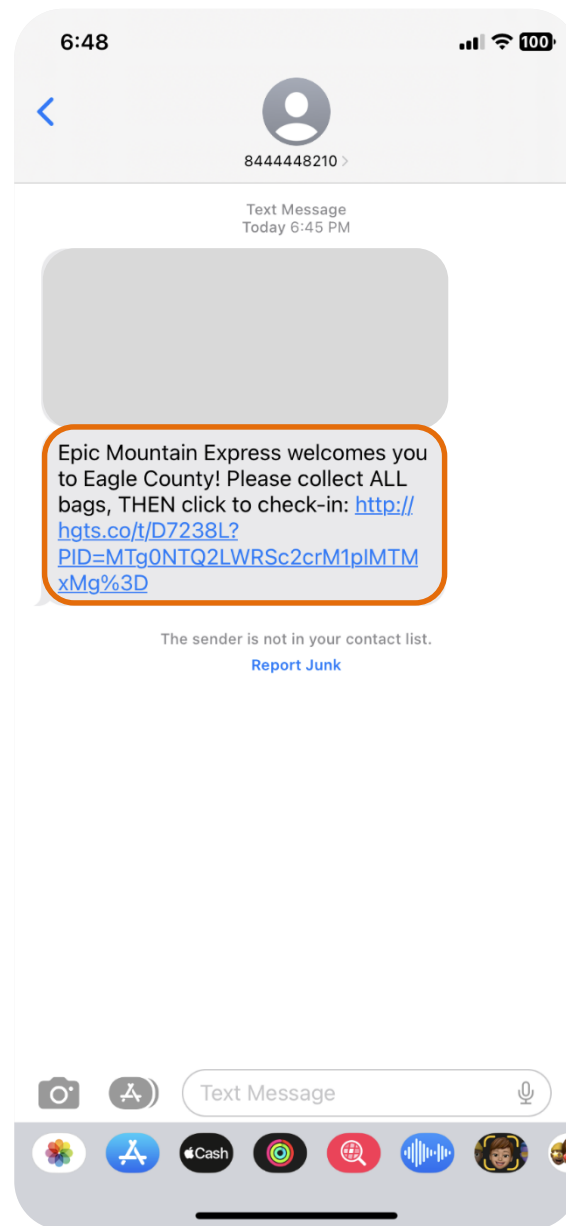
Once checked-in & all luggage is collected, guests will walk to the Epic Mountain Express shuttle for departure. Guests will receive a text minutes before the shuttle arrives - **we ask that guests wait outside of the terminal, on the west side of the building.**



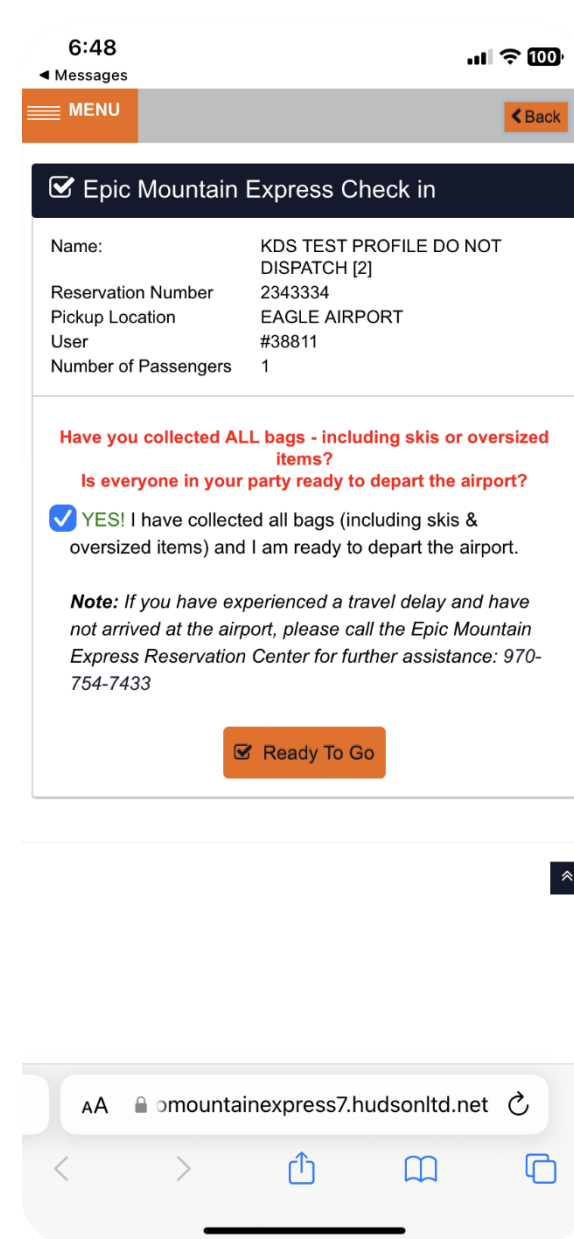
MOBILE CHECK-IN

Shared Shuttle Service

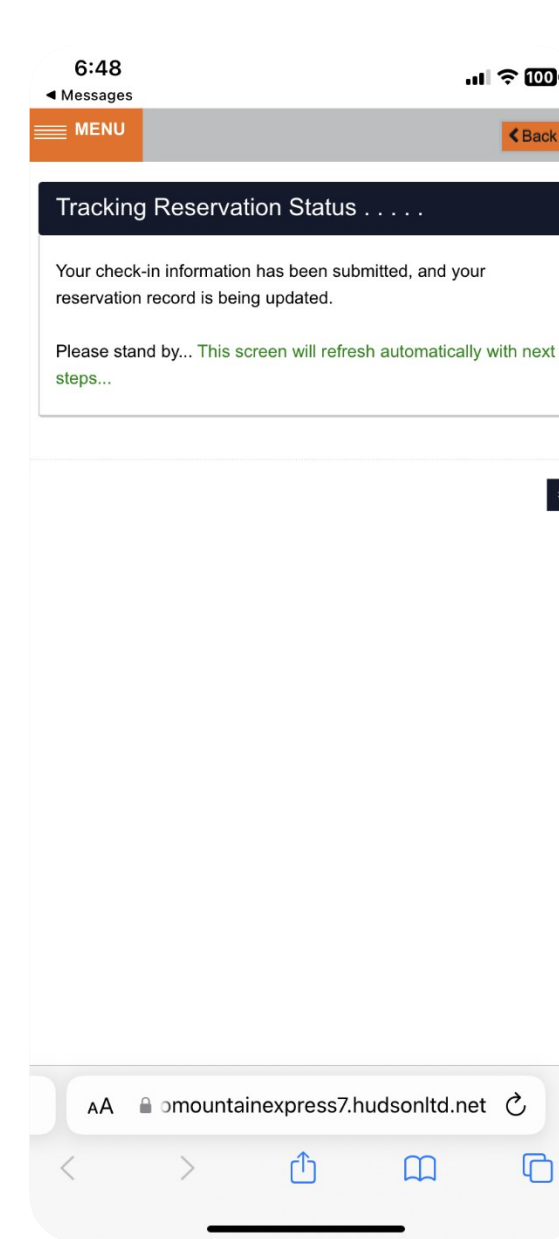
After landing, guests will make their way to **baggage claim** to retrieve all luggage. Once luggage is collected, please check-in via text or in-person & walk to **the west end of the terminal (outside)** for pick-up.



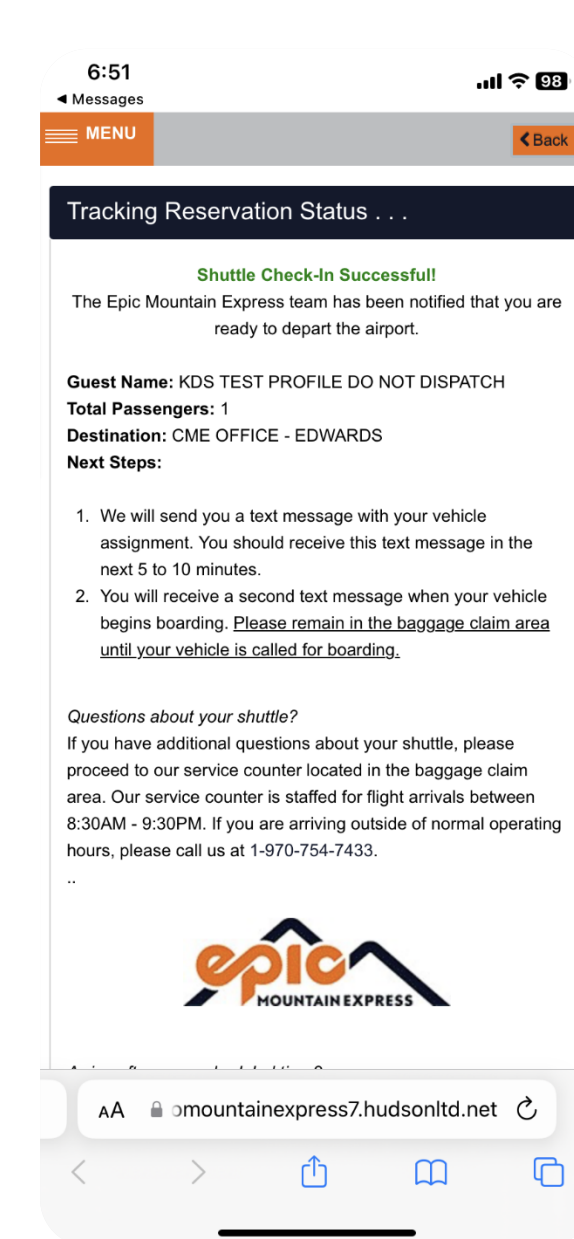
Mobile Check-In
Text



Check the box, click
on 'Ready to Go'



Reservation
Updating...



Instruction
Text

LUGGAGE POLICY

Shared Shuttle Service



Each guest is limited to two (2) pieces of luggage. This can include a checked or carry-on luggage, skis, snowboards or golf clubs. Guests are allowed to carry 1 personal item (such as a small purse or a laptop) that can fit on their lap. Guests will be charged \$10 for each additional piece of luggage.

Epic Mountain Express is not responsible for lost luggage or items left on our vehicles. Please note that skis and snowboards may be exposed to the elements during transport.

Oversized Items Policy

Except for skis, snowboards, or golf club bags, luggage dimensions cannot exceed 76 cm/30 inches in height, 48 cm/19 inches in width, 29 cm/11 inches in depth. There is an additional charge for large or oversized items, which will be accepted for transport on a space-available basis only. Oversized items cannot exceed 5 feet in any direction.

Airport Security

Airport security rules and regulations prohibit us from storing guests' luggage. Please do not leave your luggage unattended at Eagle County Airport. Please note Eagle County Airport regulations prohibit EME drivers from assisting guests with their luggage inside the terminal building.